JPS ELECTRICITY STATISTICS

ELECTRICITY GENERATION (MWh)

	2008	2009	2010	2011	2012p
Steam & Slow Speed Plants	1,701,220	1,725,785	1,673,386	1,583,387	1,500,498
Gas Turbines Plants	1,016,117	1,001,221	968,752	990,125	942,402
Hydro	158,205	140,118	151665	152157	150,695
JPS Net Generation	**2,875,542**	**2,867,124**	**2,793,803**	**2,725,669**	**2,593,595**
JPS Purchases	1,257,658	1,346,899	1,346,496	1,411,178	1,542,319
Total Net Generation	**4,133,200**	**4,214,023**	**4,140,299**	**4,136,847**	**4,135,914**
Losses	*1,006,735*	*980,869*	*902,116*	*961,357*	*1,032,891*

ELECTRICITY SALES (MWh)

Category	2008	2009	2010	2011	2012p
Rate 10 (Residential)	1,032,181	1,091,901	1,106,955	1,051,219	1,025,155
Rate 20 (General Service)	650,425	670,030	673,471	643,615	600,501
Rate 40 (Power Service)	748,893	777,591	750,289	775,584	769,138
Rate 50 (Large Power)	584,791	594,626	602,248	607,272	609,240
Rate 60 (Street Light)	69,407	70,388	71,029	71,127	70,062
Other	27,609	26,875	31,240	26,773	28,931
TOTAL	**3,113,306**	**3,231,411**	**3,235,232**	**3,175,590**	**3,103,027**

AVERAGE RATE CHARGE (JA¢/kWh)

Category	2008	2009	2010	2011	2012p
Rate 10 (Residential)	2,414.50	2,257.98	2,730.43	3,229.93	3,452.30
Rate 20 (General Service)	2,482.18	2,337.95	2,790.58	3,326.06	3,558.33
Rate 40 (Power Service)	2,135.58	1,908.95	2,335.35	2,848.56	3,036.14
Rate 50 (Large Power)	1,947.78	1,750.73	2,153.32	2,656.72	2,814.05
Rate 60 (Street Light)	2,633.00	2,531.94	3,063.57	3,577.46	3,734.06
Other	1,606.17	1,484.80	1,778.58	2,491.70	2,397.98

Notes:
(1) p - preliminary

Source:
Jamaica Public Service Co. Ltd.

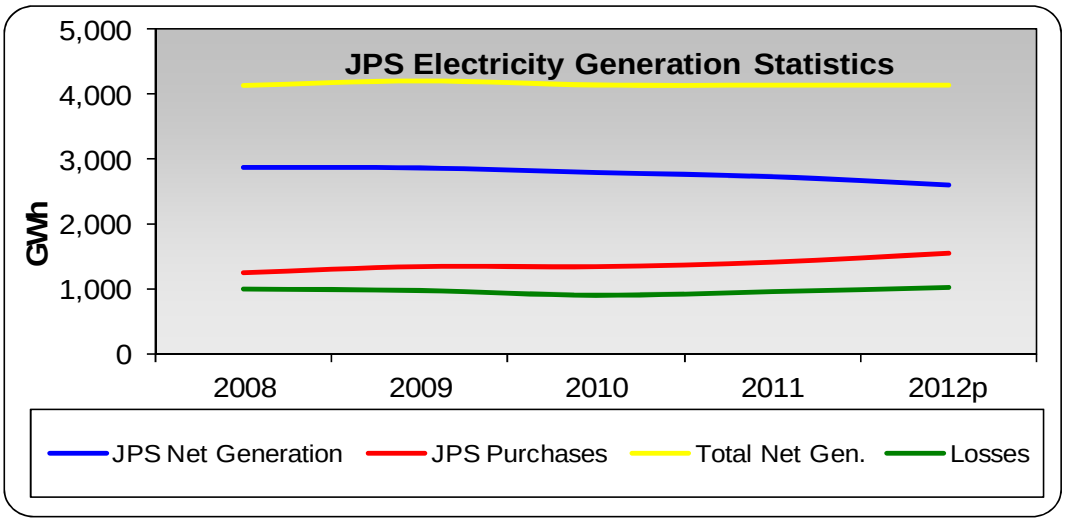

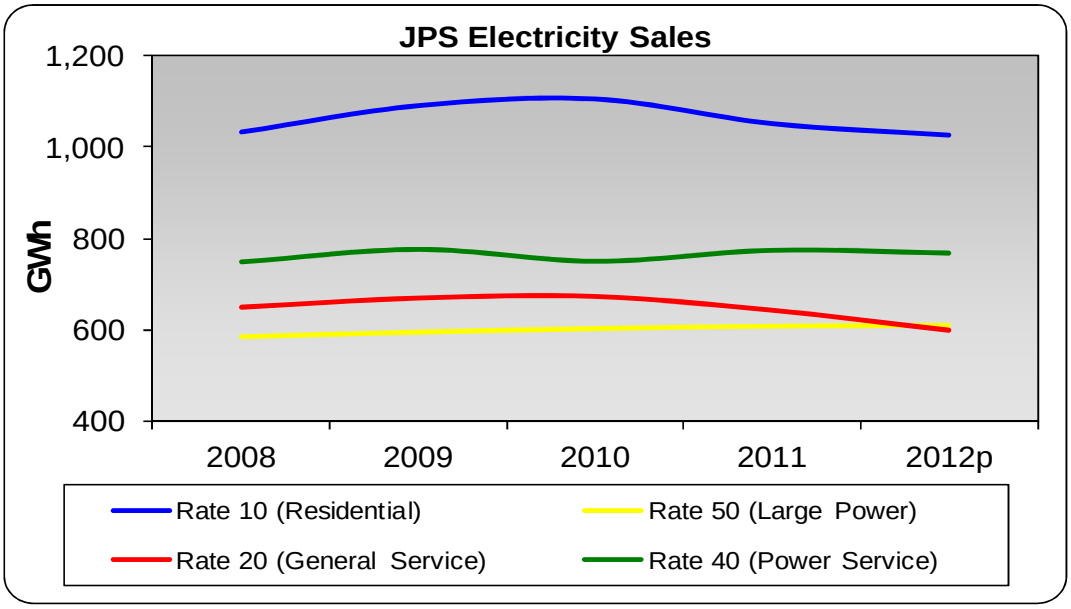

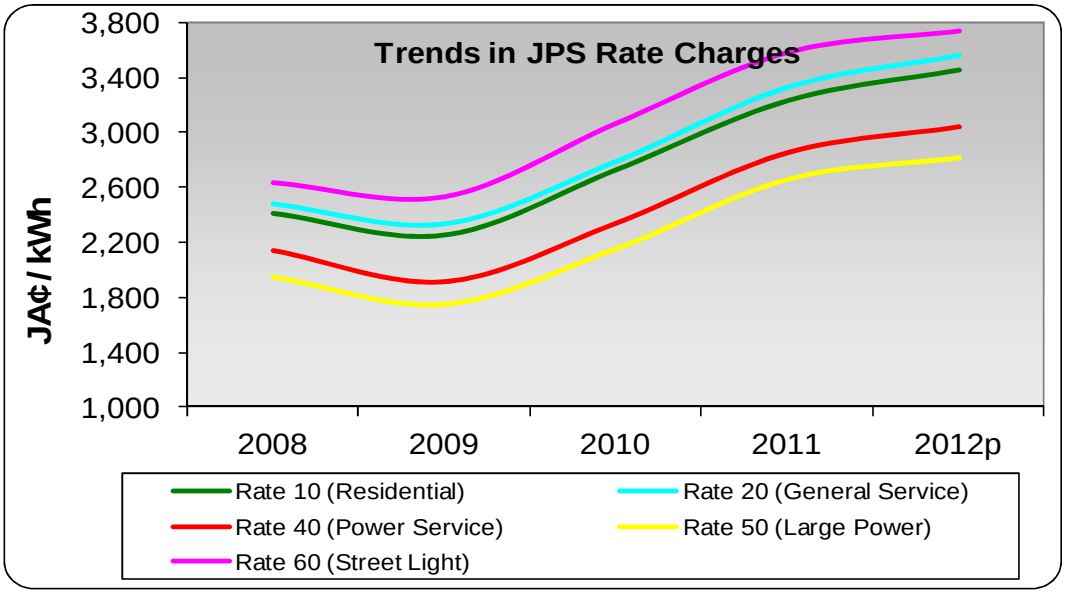

Prepared by the Energy Economics and Planning Unit, Energy Division
Ministry of Science, Technology, Energy and Mining – 2013