

**JPS ELECTRICITY STATISTICS  
2014 – 2018**

**ELECTRICITY GENERATION (MWh)**

	2014	2015	2016	2017r	2018p
Steam & Slow Speed Plants	1,460,625	1,530,024	1,668,266	1,466,690	1,354,598
Gas Turbines Plants	854,119	870,934	770,021	912,363	1,026,652
Hydro	135,955	128,951	118,706	154,243	179,154
<b>JPS Net Generation</b>	<b>2,450,699</b>	<b>2,529,909</b>	<b>2,556,993</b>	<b>2,533,296</b>	<b>2,560,404</b>
JPS Purchases	1,660,908	1,678,414	1,786,632	1,827,271	1,795,098
<b>Total Generation</b>	<b>4,111,607</b>	<b>4,208,323</b>	<b>4,343,625</b>	<b>4,360,567</b>	<b>4,355,502</b>
Losses	1,102,700	1,136,589	1,159,893	1,151,620	1,143,994
<b>Losses as a % of Net Generation</b>	<b>27</b>	<b>27</b>	<b>27</b>	<b>26</b>	<b>26</b>

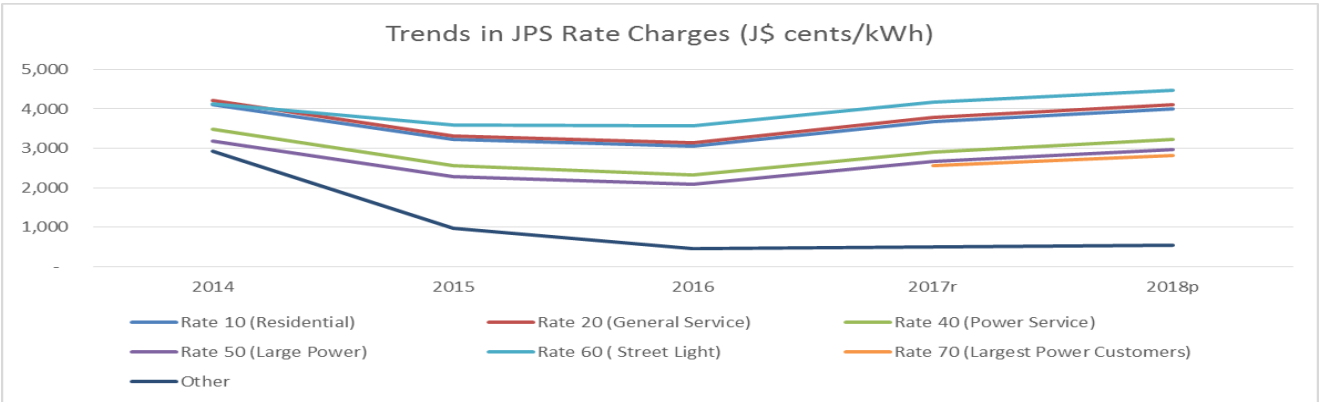
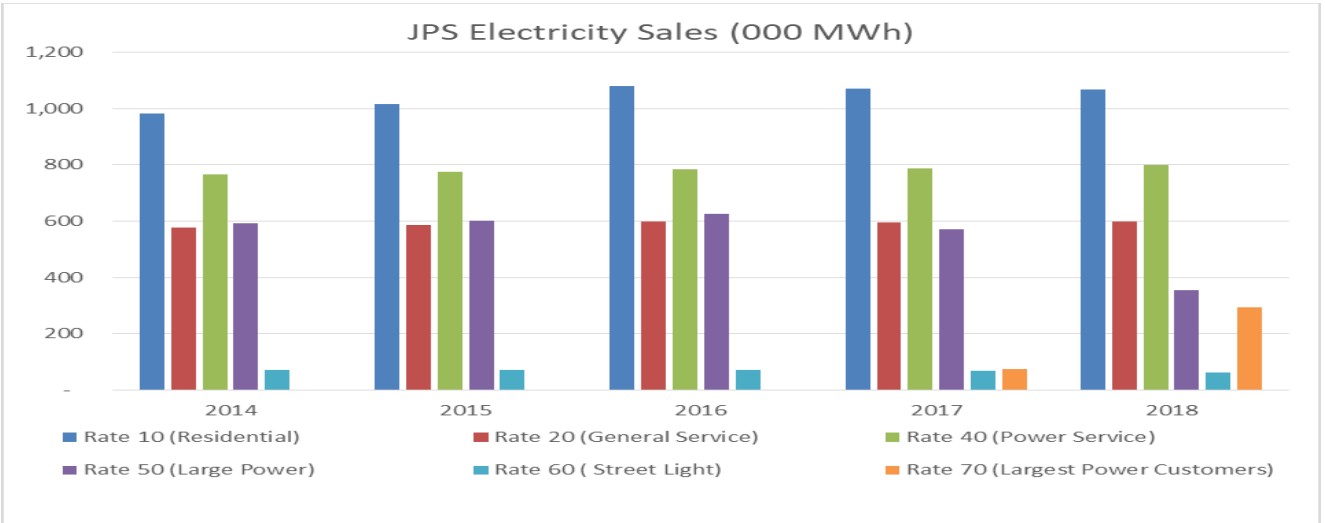
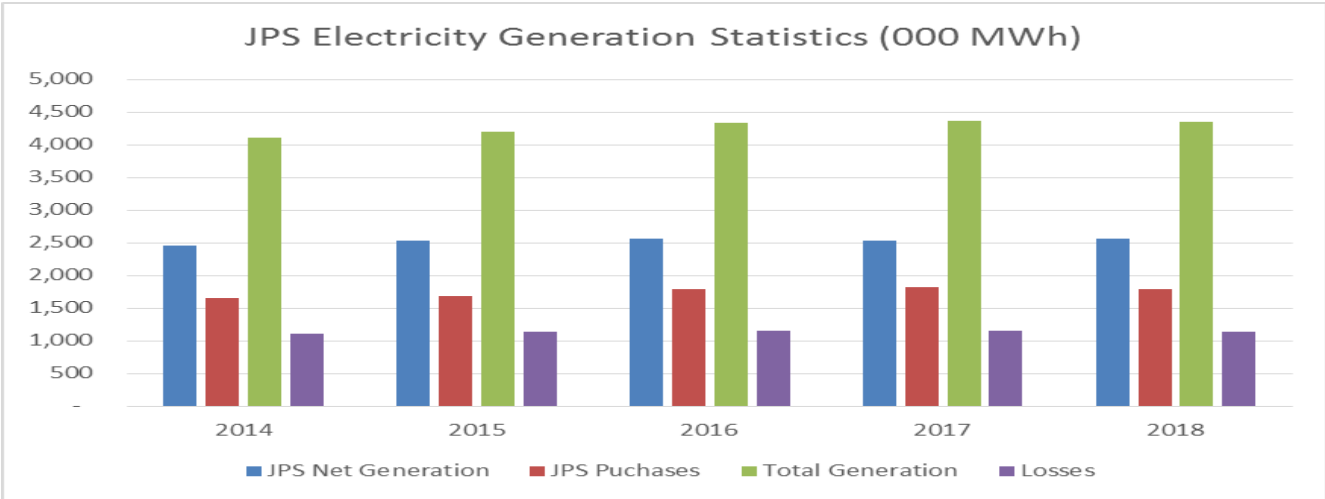
**ELECTRICITY SALES (MWh)**

	2014	2015	2016	2017r	2018p
Rate 10 (Residential)	981,658	1,016,900	1,078,770	1,069,345	1,066,226
Rate 20 (General Service)	577,057	584,732	598,595	596,283	598,137
Rate 40 (Power Service)	764,772	776,050	784,068	785,822	800,840
Rate 50 (Large Power)	591,824	602,817	626,026	572,269	355,522
Rate 60 ( Street Light)	70,573	70,920	71,299	68,312	62,423
Rate 70 (Largest Power Customers)				74,652	293,889
Other	23,544	21,318	24,974	42,263	34,501
<b>Total</b>	<b>3,009,428</b>	<b>3,072,737</b>	<b>3,183,732</b>	<b>3,208,946</b>	<b>3,211,538</b>

**ELECTRICITY RATES (J\$ cents/ kWh)**

	2014	2015	2016	2017r	2018p
Rate 10 (Residential)	4,107	3,222	3,044	3,677	4,000
Rate 20 (General Service)	4,217	3,317	3,141	3,773	4,095
Rate 40 (Power Service)	3,472	2,556	2,326	2,909	3,217
Rate 50 (Large Power)	3,182	2,282	2,092	2,673	2,967
Rate 60 ( Street Light)	4,122	3,591	3,560	4,175	4,464
Rate 70 (Largest Power Customers)				2,566	2,827
<b>Other</b>	<b>2,933</b>	<b>976</b>	<b>452</b>	<b>505</b>	<b>535</b>

Source: Jamaica Public Service (JPS)



Prepared by the Energy Economics and Planning Unit, Energy Division  
 Ministry of Science, Energy and Technology  
 May 2019